

G538-2

FULL-HEIGHT

Description



In general

The G538-2 is designed to provide unsurpassed access control into, and out of, high security facilities.

The impenetrable construction virtually eliminates any unauthorized entry to restricted areas. The rigid welded stainless steel construction of the full height rotor turnstiles offers advanced reliability and vandal resistance, and guarantees many years of the turnstile trouble-free operation even in unfavourable environments.

The rotor is manufactured in stainless steel and is available in either four section (90 degree) or three section (120 degree) versions.

The use of electro-magnetic drive and mechanism ensure smooth and quiet operation as well as dynamic braking and crossbars positioning.

Design & construction

- Designed for secure operation with aesthetics in mind
- Corrosion protected S/S frame
- Minimal exposed hardware
- Heavy gauge materials meeting ASTM standard
- DB531 consists of rotor assembly, shield
- Assembly, barrier section, mechanism housing and ceiling plate.

Dimension & weight

- Dimension: 2100*1500*2310mm
- Passageway width: ≤650mm
- Net weight: 250kg
- Packaging volume: 3.27cbm

Technical data

Items	Unit	G538-2
Power supply	AC	100V~240V
Control circuit	DC	24V
Power consumption	W	30
Operating temper range	°C	-25~+70
Protection level	IP	≥44
Humidity		95%
Hydraulic damper		Adjustable
Solenoid		24v DC 100%
Throughout		person
Signal output		12v pulse
Communication interface		RS485 or TCP IP
Passage width	mm	≤650mm
Frequency	Hz	50 or 60
Electro-magnetic drive		DC

G538-2

TURNSTILE

Features & benefits

- o Bi-directional passage
- o Electrical controls for both directions
- o Integration with any identification or access control system
- o Automatic reset of barrier wings after each passage
- o Push button switch override controls for emergency situations
- o Cable or wireless remote control
- o Indoor and outdoor application
- o Heavy-duty high precision mechanism Nickel Plated for high corrosion resistance.
- o Mechanism designed not to lock at 45°.
- o Modular assembly provides for moving turnstiles in through confined routes for final installation
- o Easy access to electronic control modules
- o Modular plug-in electronics provides for

easy and quick repairs.

- o Programmable electronic selections i.e. Auto relock after a predetermined time if no action is detected.
- o Power failure options - unit remains locked or unlocked during power fail mode.
- o On board counter unit standard - retrievable by Hand Held module.
- o On board counter unit standard retrievable by hand held module
- o Remote mounting of control electronics possible
- o A Self centering mechanism to ensure complete rotation of the head to the rest position
- o An anti backup device prevents reverse rotation once the head has moved 30 degree from its rest position
- o A hydraulic damper to ensure smooth and quiet operation

Materials & finishes

Stainless steel: all external fabricated materials are composed of #304 stainless steel

Powder coated: the powder is electro-statically applied, then baked to assure proper curing and adhesion. the color of choice (according to RAL) is available

Galvanized: all exterior tubing and sheet metal surfaces receive a coating of hot molten zinc (black, light, medium, dark statuary)

Controls & Interfaces

1. Biometric integration
2. Card readers
3. Metal detection
4. Electronic/LCD counters
5. Fail-open or fail-secure locking
6. Push-button and wireless remotes
7. Manual key override both directions
8. Indicator lights



Safety

The reliable operating mechanism with hydraulic damping provides gradual slowing and smooth rotation and eliminates sudden, un-expected stops and positioning problems thereby ensuring maximum user safety

Option

1. Over-climb protection roof ; 2. Over-climb alarm contact output; 3. Over-head lighting within the turnstile; 4. Pulse relay; 5. Time-out relay; 6. Heel protectors; 7. Available in fail-safe (open on power failure) or fail-lock (lock on power failure modes);

G538-2 TURNSTILE

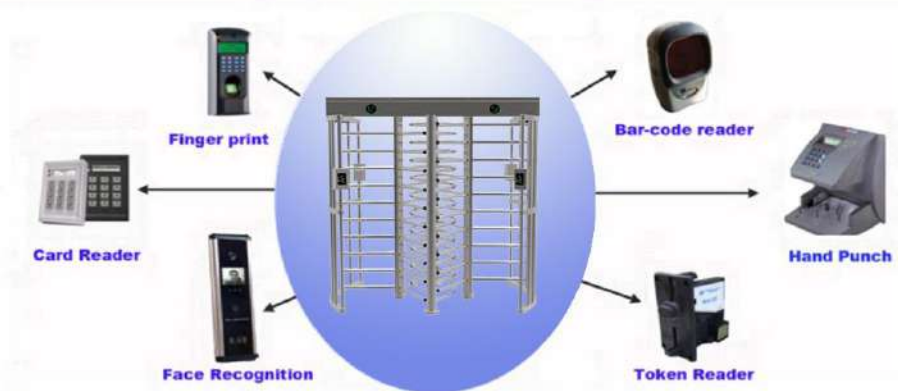
Operation

The mechanism initiates to function on the ground of a signal from an external device. After receiving the signal the bolt is switched to open state for 10 seconds a period of time when the device waits for a person to pass.




A gentle push will initiate the functioning of the arms movement aid and the person will feel on resistance from the arms during passing. The arms movement aid system always moves the arms to lock position.

Terminal connections

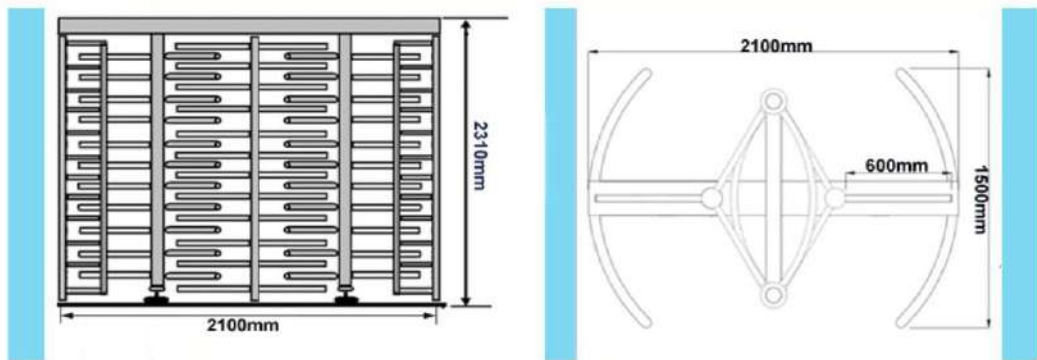


Packings



Packed size: 2180x1630x920mm
Gross weight: 350 kg

Dimensions



Toshi Automatic Systems Pvt. Ltd.

D-132-133/2, Bulandshahar Industrial Area, Ghaziabad - 201009, U.P., India

+91-9711186186

info@toshiautomatic.com

www.toshiautomatic.com